



The Standalone 3D analyzer

Forecasting **accessibility issues** of a mechanical assembly within a 3D Digital Mock-up during the early stages of the design is a must.

Documenting **maintenance feasibility** and **manufacturing processes** are not only internal requirements but also customers' requirements whatever their industrial field is.


Studying **Mounting and Dismounting activities** serves both the "Time To Market" and "Service Quality" criteria of any industrial good.

Searching and validating a trajectory is becoming increasingly time consuming in many engineering areas.

- **Automotive**
- **Aircraft**
- **Shipbuilding**
- **Power plant**

All are industries benefiting from 3D analyzer

✓ Can I extract the pipe from the aircraft's central mast without colliding with other parts?



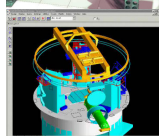
✓ Is the seat mountable into the car body without any collision while respecting specific constraints (e.g. no rotation allowed)?



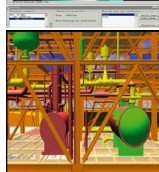
✓ Is there a way to automatically compute the motion of the robot between two positions?



✓ Once the plant is built, will the tank be easily removable?




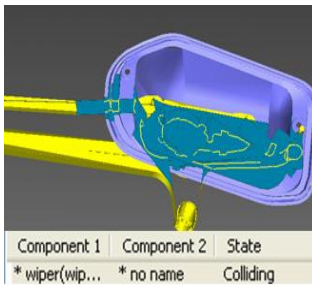
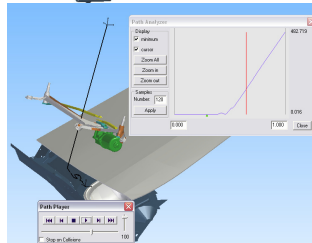

✓ How to ensure a free corridor for logistic tasks in the ship hull?



If you have ever asked yourself one of these questions, Kite™ will meet your expectations.

Kite™ reads **native CAD data** from most popular CAD software to run **Dynamic Path Planning** simulations as well as **Static Clash Analysis**, **Interactive User Aided** feature with 3Dconnection 3D mouse.

Kite™ efficiently complements your existing tools for your part mounting/dismounting virtual simulations.



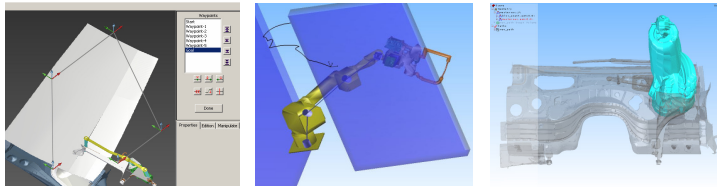
Key features

- ✓ Dynamic collision-free path search with penetration control and path optimization
- ✓ Static Clash Analyzer
- ✓ Clearance Security zones around the obstacles
- ✓ Limitation / locking of rotation and/or translation motions
- ✓ Extraction for automatic part contact avoidance
- ✓ 3D graphical Path Editor
- ✓ Path analyzer for quick bottleneck identification
- ✓ Display, save, edit and replay computed paths
- ✓ CAD Data importers for VRLM, V4/V5, JT, ProductView ...
- ✓ Track export with V5 and JT
- ✓ Direct import of .CatProduct from your VPM database
- ✓ XML parser
- ✓ Space mouse driver
- ✓ Insert/delete, show/no show, and activate/deactivate parts
- ✓ Online collision detection with visualization of colliding facets and intersection lines
- ✓ Movie and snapshot generation
- ✓ Box insertion for easy creation of virtual obstacles



The Standalone 3D analyzer

Depending on your needs, the Kite™ suite of dedicated modules will further increase your Return On Investment. As optional add-ons they will: compute Swept Volumes for preserving a free corridor from any intrusive design and simulate operations with a manufacturing robot.




Dynamic collision free path

3D kinematics editor

3D Swept volume

PSA Peugeot Citroën

*“Within the After-Sales Department “Direction Après-Vente” of PSA Peugeot Citroën, the teams check and validate the **assembly and disassembling** to be carried out for **the maintenance and the repair** of our vehicles. For four years, the Kineo software has been used for the automatic search for trajectories. With Kineo, we sought to be able to guide the component to be dismantled during automatic calculation. **Our goal was to combine the computing power of the software with the working know-how of our users**; it is achievable with the new release of the Kineo software that we use now with the **3Dconnection 3D mouse**”* Gérard Florina, CAD manager and Frédéric Marques, CAD Expert “Direction Après-Vente” of PSA Peugeot Citroën.



Ford

*“Using Kineo, we were quickly able to see where a design proposal prevented component removal in Service. Being able to **communicate precise change information** to Engineering led directly to a design modification and issue resolution. The ability to **accurately assess and resolve Service issues early in the design phase** is key to reducing repair costs and increasing Customer Satisfaction. The **speed and accuracy of Kineo** has enabled us to move from being a reactive force to a proactive one; a key challenge for any function in today’s world of ever shorter development cycle times.”* Peter Kinch
C3P Supervisor Service Engineering Operations

Kite 3D Analyzer standard configuration
3D viewer
VRLM 2 geometry importer
XML parser
Space mouse driver
Path editor and Path analyzer
Dynamic clash detection
Static interference analyzer
and others...

Optional Software configuration
Option 1: Disassembly module
Option 2: Path Planner Advanced
Option 3: Data reader V5
Option 4: Data reader JT
Option 5: Data reader ProductView
Option 6: Advanced module
Option 7: Wrapping module
Option 8: Device module

For more information, consult *Kite™ Modules at a Glance* brochure and *Kite™ Development Studio* brochure.